

LOCALPLAN

helpingshapethedistrict

WDC PLANNING
Ref
Officer
24 JUL 2013
SCANNED
CC CR PD MA
PRE GEN DIS



Gypsy and Traveller Site Options Response Form 2013

For Official Use Only
Ref: 91886
Rep. Ref.

Please use this form if you wish to comment on the Gypsy and Traveller Site Options.

If you are commenting on multiple sites you will need to complete a separate copy of Part B of this form for each representation.

This form may be photocopied or, alternatively, extra forms can be obtained from the Council's offices or places where the consultation documents have been made available (see back page). You can also respond online using the LDF Consultation System, visit: www.warwickdc.gov.uk/newlocalplan

Part A - Personal Details

	1. Personal Details	2. Agent's Details (if applicable)
Title	MRS	
First Name	JACKIE	
Last Name	CHRISTOU	
Job Title (where relevant)		
Organisation (where relevant)		
Address Line 1		
Address Line 2		
Address Line 3		
Address Line 4		
Postcode		
Telephone number		
Email address		
Would you like to be made aware of future consultations?	<input checked="" type="checkbox"/> Yes	<input type="checkbox"/> No
About You: Gender		
Ethnic Origin		
Age	<input checked="" type="checkbox"/> 34	<input type="checkbox"/> 35 - 44
Where did you hear about this consultation e.g. radio, newspaper, word of mouth, exhibitions, bin hanger?	LOCAL MEETING	

ANNING
S 4 JUL 2013
SCANNED
CO. CR. RD. MA
THE GEN. INV.

1/1/13
1/1/13

LOCAL PLAN

Types and Traveller Data Options

Response Form 2013

This form is to be completed and returned to the Council Office for each type of response. Multiple copies of this form should be submitted for each response. The form should be completed on alternative days to those when the Council Office is open. It has been noted that the Council Office is open on the following days: Monday, Tuesday, Wednesday, Thursday, Friday, Saturday, Sunday, Bank Holiday. For more information visit the Council website: www.warwick.gov.uk

Part A - Personal Details

1. Name (in full)	
2. Address (in full)	
3. Postcode	
4. Telephone number (including area code)	
5. Email address	
6. Date of birth	
7. Sex	
8. Occupation	
9. How long you have lived at this address	
10. How long you have lived in this area	
11. How long you have lived in this country	
12. How long you have lived in this region	
13. How long you have lived in this county	
14. How long you have lived in this town/village	
15. How long you have lived in this street	
16. How long you have lived in this house	
17. How long you have lived in this flat	
18. How long you have lived in this caravan	
19. How long you have lived in this mobile home	
20. How long you have lived in this other type of accommodation	
21. How long you have lived in this other type of accommodation	
22. How long you have lived in this other type of accommodation	
23. How long you have lived in this other type of accommodation	
24. How long you have lived in this other type of accommodation	
25. How long you have lived in this other type of accommodation	
26. How long you have lived in this other type of accommodation	
27. How long you have lived in this other type of accommodation	
28. How long you have lived in this other type of accommodation	
29. How long you have lived in this other type of accommodation	
30. How long you have lived in this other type of accommodation	

Part B - Commenting on the Gypsy and Traveller Site Options

If you are commenting on multiple sites you will need to complete a separate sheet for each representation

Sheet of

The policy in the Draft Local Plan will list the criteria by which Gypsy and Traveller sites will be judged for suitability and sustainability. These are the criteria:

- Convenient access to a GP surgery, school and public transport;
- Avoiding areas with a high risk of flooding;
- Safe access to the road network and provision for parking, turning and servicing on site;
- Avoiding areas where there is the potential for noise and other disturbance;
- Provision of utilities (running water, toilet facilities, waste disposal, etc);
- Avoiding areas where there could be adverse impact on important features of the natural and historic environment; and,
- Sites which can be integrated into the landscape without harming the character of the area.
- Promotes peaceful and integrated co-existence between the site and the local community;
- Avoids placing undue pressure on local infrastructure and services;
- Reflects the extent to which traditional lifestyles (whereby some travellers live and work from the same location thereby omitting many travel to work journeys) can contribute to sustainability.

Please give your views about site suitability below with reference to this list of criteria.

Which site are you responding to?

(e.g. GT01 - Land adj. to the Cobalt Centre, Siskin Drive)

SITE 5

What is the nature of your representation?

Support

Object

Comment

Please set out full details of your objection or representation of support with reference to the criteria above.

Development would have a material negative impact on the capacity of Barford St Peter's School, especially given the village's status as a 'Secondary Service Village' and it's likely requirement to provide 70-90 new dwellings during the Plan period.

This site would not allow peaceful and integrated co-existence with the local community.

Vehicular access to this site is from an already heavily utilized road network. Access and egress to and from this site to the highway network would not be safe. Yet access to the site via path or cycle route or bus to schools, doctors surgeries etc is limited and would rely on the car. Loss of farmland.

For Official Use Only

Ref:

Rep. Ref.

Part B - Commenting on the Game Plan after Site Checks

Use this section to provide your comments on the Game Plan after you have completed the site checks.

11

Use this section to provide your comments on the Game Plan after you have completed the site checks.

Use this section to provide your comments on the Game Plan after you have completed the site checks.

Use this section to provide your comments on the Game Plan after you have completed the site checks.

Use this section to provide your comments on the Game Plan after you have completed the site checks.

Use this section to provide your comments on the Game Plan after you have completed the site checks.

Use this section to provide your comments on the Game Plan after you have completed the site checks.

Use this section to provide your comments on the Game Plan after you have completed the site checks.

Use this section to provide your comments on the Game Plan after you have completed the site checks.

Use this section to provide your comments on the Game Plan after you have completed the site checks.

Use this section to provide your comments on the Game Plan after you have completed the site checks.

Use this section to provide your comments on the Game Plan after you have completed the site checks.

Use this section to provide your comments on the Game Plan after you have completed the site checks.

[Faint, illegible handwritten notes and text covering the majority of the page.]

[A rectangular box at the bottom of the page, possibly for a signature or date.]

Part B - Commenting on the Gypsy and Traveller Site Options

If you are commenting on multiple sites you will need to complete a separate sheet for each representation

Sheet of

The policy in the Draft Local Plan will list the criteria by which Gypsy and Traveller sites will be judged for suitability and sustainability. These are the criteria:

- Convenient access to a GP surgery, school and public transport;
- Avoiding areas with a high risk of flooding;
- Safe access to the road network and provision for parking, turning and servicing on site;
- Avoiding areas where there is the potential for noise and other disturbance;
- Provision of utilities (running water, toilet facilities, waste disposal, etc);
- Avoiding areas where there could be adverse impact on important features of the natural and historic environment; and,
- Sites which can be integrated into the landscape without harming the character of the area.
- Promotes peaceful and integrated co-existence between the site and the local community;
- Avoids placing undue pressure on local infrastructure and services;
- Reflects the extent to which traditional lifestyles (whereby some travellers live and work from the same location thereby omitting many travel to work journeys) can contribute to sustainability.

Please give your views about site suitability below with reference to this list of criteria.

Which site are you responding to?

(e.g. GT01 - Land adj. to the Cobalt Centre, Siskin Drive)

What is the nature of your representation?

Support

Object

Comment

Please set out full details of your objection or representation of support with reference to the criteria above.

Vehicular access is from an already heavily utilised road network, and is not sustainable in terms of multimodal accessibility. Insufficient paths or bike routes which puts more strain on the road network.

For Official Use Only

Ref:

Rep. Ref.

Form B - Comments on the Quality of Traveler Site Options

Comments should be typed on this form and submitted to the appropriate agency for their consideration.

DATE: _____

Comments should be typed on this form and submitted to the appropriate agency for their consideration.

Comments should be typed on this form and submitted to the appropriate agency for their consideration.

Comments should be typed on this form and submitted to the appropriate agency for their consideration.

Comments should be typed on this form and submitted to the appropriate agency for their consideration.

Comments should be typed on this form and submitted to the appropriate agency for their consideration.

Comments should be typed on this form and submitted to the appropriate agency for their consideration.

Comments should be typed on this form and submitted to the appropriate agency for their consideration.

Comments should be typed on this form and submitted to the appropriate agency for their consideration.

Comments should be typed on this form and submitted to the appropriate agency for their consideration.

Comments should be typed on this form and submitted to the appropriate agency for their consideration.

Comments should be typed on this form and submitted to the appropriate agency for their consideration.

Comments should be typed on this form and submitted to the appropriate agency for their consideration.

Comments should be typed on this form and submitted to the appropriate agency for their consideration.

Comments should be typed on this form and submitted to the appropriate agency for their consideration.



Comments should be typed on this form and submitted to the appropriate agency for their consideration.

Comments should be typed on this form and submitted to the appropriate agency for their consideration.

Part B - Commenting on the Gypsy and Traveller Site Options

If you are commenting on multiple sites you will need to complete a separate sheet for each representation

Sheet of

The policy in the Draft Local Plan will list the criteria by which Gypsy and Traveller sites will be judged for suitability and sustainability. These are the criteria:

- Convenient access to a GP surgery, school and public transport;
- Avoiding areas with a high risk of flooding;
- Safe access to the road network and provision for parking, turning and servicing on site;
- Avoiding areas where there is the potential for noise and other disturbance;
- Provision of utilities (running water, toilet facilities, waste disposal, etc);
- Avoiding areas where there could be adverse impact on important features of the natural and historic environment; and,
- Sites which can be integrated into the landscape without harming the character of the area.
- Promotes peaceful and integrated co-existence between the site and the local community;
- Avoids placing undue pressure on local infrastructure and services;
- Reflects the extent to which traditional lifestyles (whereby some travellers live and work from the same location thereby omitting many travel to work journeys) can contribute to sustainability.

Please give your views about site suitability below with reference to this list of criteria.

Which site are you responding to? (e.g. GT01 - Land adj. to the Cobalt Centre, Siskin Drive)	<input type="text" value="SITE 9"/>		
What is the nature of your representation?	<input type="checkbox"/> Support	<input checked="" type="checkbox"/> Object	<input type="checkbox"/> Comment
Please set out full details of your objection or representation of support with reference to the criteria above.			
<p>Access is from an already heavily utilized road network, and is not sustainable in terms of multi modal accessibility.</p> <p>Insufficient paths and bike routes puts more strain on the road network.</p>			

For Official Use Only

Ref:

Rep. Ref.

Part B - Comments on the Proposed and Alternative Options

If you are providing comments on the proposed or alternative options, please provide the following information:



The comments should be provided in writing and should be submitted to the following address:

Department of Transportation

Planning and Design Division

100 North Main Street, Room 1000

Portland, Oregon 97209

Comments should be submitted by the following deadline:

Comments should be submitted by the following deadline:

Comments should be submitted by the following deadline:


Comments should be submitted by the following deadline:

Comments should be submitted by the following deadline:

Comments should be submitted by the following deadline:

Comments should be submitted by the following deadline:

Comments should be submitted by the following deadline:



Comments should be submitted by the following deadline:

Part B - Commenting on the Gypsy and Traveller Site Options

If you are commenting on multiple sites you will need to complete a separate sheet for each representation

Sheet 4 of 11

The policy in the Draft Local Plan will list the criteria by which Gypsy and Traveller sites will be judged for suitability and sustainability. These are the criteria:

- Convenient access to a GP surgery, school and public transport;
- Avoiding areas with a high risk of flooding;
- Safe access to the road network and provision for parking, turning and servicing on site;
- Avoiding areas where there is the potential for noise and other disturbance;
- Provision of utilities (running water, toilet facilities, waste disposal, etc);
- Avoiding areas where there could be adverse impact on important features of the natural and historic environment; and,
- Sites which can be integrated into the landscape without harming the character of the area.
- Promotes peaceful and integrated co-existence between the site and the local community;
- Avoids placing undue pressure on local infrastructure and services;
- Reflects the extent to which traditional lifestyles (whereby some travellers live and work from the same location thereby omitting many travel to work journeys) can contribute to sustainability.

Please give your views about site suitability below with reference to this list of criteria.

Which site are you responding to? SITE 16
(e.g. GT01 - Land adj. to the Cobalt Centre, Siskin Drive)

What is the nature of your representation? Support Object Comment

Please set out full details of your objection or representation of support with reference to the criteria above.

This is the site of the flood compensation area from the Barford bypass build and contains a permanent central pond and is unsuitable for any form of development. Also identified by the Environment Agency as having significant flood risk.
Residents have reported sightings of water voles which are a legally protected species.
Insufficient pedestrian crossing for safe access to the village over the busy A429 trunk road with inadequate access

For Official Use Only

Ref:

Rep. Ref.

Comments on the Proposed Regulations

Section 101.101-1(b)(1)(ii) - Proposed Regulations

101

Section 101.101-1(b)(1)(ii) - Proposed Regulations

Section 101.101-1(b)(1)(ii) - Proposed Regulations

Section 101.101-1(b)(1)(ii) - Proposed Regulations

Section 101.101-1(b)(1)(ii) - Proposed Regulations

Section 101.101-1(b)(1)(ii) - Proposed Regulations

Section 101.101-1(b)(1)(ii) - Proposed Regulations

Section 101.101-1(b)(1)(ii) - Proposed Regulations

Section 101.101-1(b)(1)(ii) - Proposed Regulations

Section 101.101-1(b)(1)(ii) - Proposed Regulations

Section 101.101-1(b)(1)(ii) - Proposed Regulations

Section 101.101-1(b)(1)(ii) - Proposed Regulations

Section 101.101-1(b)(1)(ii) - Proposed Regulations

Section 101.101-1(b)(1)(ii) - Proposed Regulations

[Faint handwritten notes and bleed-through text, including the word "Section" and "Proposed Regulations"]

Part B - Commenting on the Gypsy and Traveller Site Options

If you are commenting on multiple sites you will need to complete a separate sheet for each representation

Sheet 5 of 11

The policy in the Draft Local Plan will list the criteria by which Gypsy and Traveller sites will be judged for suitability and sustainability. These are the criteria:

- Convenient access to a GP surgery, school and public transport;
- Avoiding areas with a high risk of flooding;
- Safe access to the road network and provision for parking, turning and servicing on site;
- Avoiding areas where there is the potential for noise and other disturbance;
- Provision of utilities (running water, toilet facilities, waste disposal, etc);
- Avoiding areas where there could be adverse impact on important features of the natural and historic environment; and,
- Sites which can be integrated into the landscape without harming the character of the area.
- Promotes peaceful and integrated co-existence between the site and the local community;
- Avoids placing undue pressure on local infrastructure and services;
- Reflects the extent to which traditional lifestyles (whereby some travellers live and work from the same location thereby omitting many travel to work journeys) can contribute to sustainability.

Please give your views about site suitability below with reference to this list of criteria.

Which site are you responding to?
(e.g. GT01 - Land adj. to the Cobalt Centre, Siskin Drive)

SITE 12

What is the nature of your representation? Support Object Comment

Please set out full details of your objection or representation of support with reference to the criteria above.

This site is immediately adjacent to areas identified by the Environment Agency as having significant flood risk. water voles have been sited and are a legally protected species.

There is inadequate pedestrian crossing facilities to allow safe crossing over the A429 trunk road. This site is not multi-modal in terms of accessibility, hereby putting more strain on the road network.

For Official Use Only

Ref:

Rep. Ref.

Annex 3 - Commitment to the Open-Source Option

This document is a commitment to the open-source option. It is intended to be used as a guide for the development of the project.



The purpose of this document is to provide a clear and concise overview of the project's goals and objectives. It is intended to be used as a guide for the development of the project.

The project is a commitment to the open-source option. It is intended to be used as a guide for the development of the project.

The project is a commitment to the open-source option. It is intended to be used as a guide for the development of the project.

The project is a commitment to the open-source option. It is intended to be used as a guide for the development of the project.

The project is a commitment to the open-source option. It is intended to be used as a guide for the development of the project.

The project is a commitment to the open-source option. It is intended to be used as a guide for the development of the project.

The project is a commitment to the open-source option. It is intended to be used as a guide for the development of the project.

by the

The project is a commitment to the open-source option. It is intended to be used as a guide for the development of the project.


The project is a commitment to the open-source option. It is intended to be used as a guide for the development of the project.

The project is a commitment to the open-source option. It is intended to be used as a guide for the development of the project.

The project is a commitment to the open-source option. It is intended to be used as a guide for the development of the project.

The project is a commitment to the open-source option. It is intended to be used as a guide for the development of the project.

The project is a commitment to the open-source option. It is intended to be used as a guide for the development of the project.



Part B - Commenting on the Gypsy and Traveller Site Options

If you are commenting on multiple sites you will need to complete a separate sheet for each representation

Sheet of

The policy in the Draft Local Plan will list the criteria by which Gypsy and Traveller sites will be judged for suitability and sustainability. These are the criteria:

- Convenient access to a GP surgery, school and public transport;
- Avoiding areas with a high risk of flooding;
- Safe access to the road network and provision for parking, turning and servicing on site;
- Avoiding areas where there is the potential for noise and other disturbance;
- Provision of utilities (running water, toilet facilities, waste disposal, etc);
- Avoiding areas where there could be adverse impact on important features of the natural and historic environment; and,
- Sites which can be integrated into the landscape without harming the character of the area.
- Promotes peaceful and integrated co-existence between the site and the local community;
- Avoids placing undue pressure on local infrastructure and services;
- Reflects the extent to which traditional lifestyles (whereby some travellers live and work from the same location thereby omitting many travel to work journeys) can contribute to sustainability.

Please give your views about site suitability below with reference to this list of criteria.

Which site are you responding to?

(e.g. GT01 - Land adj. to the Cobalt Centre, Siskin Drive)

What is the nature of your representation?

Support

Object

Comment

Please set out full details of your objection or representation of support with reference to the criteria above.

This site is adjacent to historic landfills which may release greenhouse gases dangerous to a permanent site.
Road access is already heavily utilized and will put greater pressure on the network. Poor pedestrian access and no bike lanes.

For Official Use Only

Ref:

Rep. Ref.

Part B - Comments on the Study and Available Options

Comments should be kept to a minimum.



The comments should be typed on one side of the page. Comments will be typed on the other side of the page.

Date:

Name:

Address:

City:

State:

Zip:

Phone:

Comments:

Comments:

Comments:

Comments:

Comments:

Comments:

Comments:

Comments:

Comments:

Comments:

Comments:

Comments:

Comments:

Comments:

A large rectangular area containing faint, illegible text and markings, possibly representing a table or a large block of text that has been heavily faded or is bleed-through from the reverse side of the page.

Part B - Commenting on the Gypsy and Traveller Site Options

If you are commenting on multiple sites you will need to complete a separate sheet for each representation

Sheet 7 of 11

The policy in the Draft Local Plan will list the criteria by which Gypsy and Traveller sites will be judged for suitability and sustainability. These are the criteria:

- Convenient access to a GP surgery, school and public transport;
- Avoiding areas with a high risk of flooding;
- Safe access to the road network and provision for parking, turning and servicing on site;
- Avoiding areas where there is the potential for noise and other disturbance;
- Provision of utilities (running water, toilet facilities, waste disposal, etc);
- Avoiding areas where there could be adverse impact on important features of the natural and historic environment; and,
- Sites which can be integrated into the landscape without harming the character of the area.
- Promotes peaceful and integrated co-existence between the site and the local community;
- Avoids placing undue pressure on local infrastructure and services;
- Reflects the extent to which traditional lifestyles (whereby some travellers live and work from the same location thereby omitting many travel to work journeys) can contribute to sustainability.

Please give your views about site suitability below with reference to this list of criteria.

Which site are you responding to?
(e.g. GT01 - Land adj. to the Cobalt Centre, Siskin Drive)

SITE 20

What is the nature of your representation? Support Object Comment

Please set out full details of your objection or representation of support with reference to the criteria above.

This site is adjacent to an historic landfill which could be potentially harmful to a permanent site. Access to this site is already stretched by the overutilised road. Insufficient paths and bike lanes.

For Official Use Only

Ref:

Rep. Ref.

Part B - Comments

Comments should be typed on this page and should be legible.

Comments should be typed on this page and should be legible.

Comments should be typed on this page and should be legible.

Comments should be typed on this page and should be legible.

Comments should be typed on this page and should be legible.

Comments should be typed on this page and should be legible.

Comments should be typed on this page and should be legible.

Comments should be typed on this page and should be legible.

Comments should be typed on this page and should be legible.

Comments should be typed on this page and should be legible.

Comments should be typed on this page and should be legible.

Comments should be typed on this page and should be legible.

Comments should be typed on this page and should be legible.

Comments should be typed on this page and should be legible.



Comments should be typed on this page and should be legible.

Comments should be typed on this page and should be legible.

Comments should be typed on this page and should be legible.

Part B - Commenting on the Gypsy and Traveller Site Options

If you are commenting on multiple sites you will need to complete a separate sheet for each representation

Sheet 8 of 11

The policy in the Draft Local Plan will list the criteria by which Gypsy and Traveller sites will be judged for suitability and sustainability. These are the criteria:

- Convenient access to a GP surgery, school and public transport;
- Avoiding areas with a high risk of flooding;
- Safe access to the road network and provision for parking, turning and servicing on site;
- Avoiding areas where there is the potential for noise and other disturbance;
- Provision of utilities (running water, toilet facilities, waste disposal, etc);
- Avoiding areas where there could be adverse impact on important features of the natural and historic environment; and,
- Sites which can be integrated into the landscape without harming the character of the area.
- Promotes peaceful and integrated co-existence between the site and the local community;
- Avoids placing undue pressure on local infrastructure and services;
- Reflects the extent to which traditional lifestyles (whereby some travellers live and work from the same location thereby omitting many travel to work journeys) can contribute to sustainability.

Please give your views about site suitability below with reference to this list of criteria.

Which site are you responding to?
(e.g. GT01 - Land adj. to the Cobalt Centre, Siskin Drive) SITE 15

What is the nature of your representation? Support Object Comment

Please set out full details of your objection or representation of support with reference to the criteria above.

Over utilized road network with poor pedestrian access or bike routes to this site.

Remains a possible site

It is important to understand the implications of the various options available to you in this section.



The following options are available to you in this section. Please select the option that best describes your situation.

Option 1: [Description of Option 1]

Option 2: [Description of Option 2]

Option 3: [Description of Option 3]

Option 4: [Description of Option 4]

Option 5: [Description of Option 5]


Option 6: [Description of Option 6]

Option 7: [Description of Option 7]

Option 8: [Description of Option 8]

Option 9: [Description of Option 9]

Option 10: [Description of Option 10]



Part B - Commenting on the Gypsy and Traveller Site Options

If you are commenting on multiple sites you will need to complete a separate sheet for each representation

Sheet of

The policy in the Draft Local Plan will list the criteria by which Gypsy and Traveller sites will be judged for suitability and sustainability. These are the criteria:

- Convenient access to a GP surgery, school and public transport;
- Avoiding areas with a high risk of flooding;
- Safe access to the road network and provision for parking, turning and servicing on site;
- Avoiding areas where there is the potential for noise and other disturbance;
- Provision of utilities (running water, toilet facilities, waste disposal, etc);
- Avoiding areas where there could be adverse impact on important features of the natural and historic environment; and,
- Sites which can be integrated into the landscape without harming the character of the area.
- Promotes peaceful and integrated co-existence between the site and the local community;
- Avoids placing undue pressure on local infrastructure and services;
- Reflects the extent to which traditional lifestyles (whereby some travellers live and work from the same location thereby omitting many travel to work journeys) can contribute to sustainability.

Please give your views about site suitability below with reference to this list of criteria.

Which site are you responding to?

(e.g. GT01 - Land adj. to the Cobalt Centre, Siskin Drive)

What is the nature of your representation?

Support

Object

Comment

Please set out full details of your objection or representation of support with reference to the criteria above.

Over utilised road network with poor pedestrian access or
bike routes to this site.

Remains a possible site

For Official Use Only

Ref:

Rep. Ref.

Form B - Commentaries on the Options

It is the intention of the Board to provide a commentary on the Options

1991

The Board has considered the Options and has concluded that they should be included in the 1991

Options and the Board has concluded that they should be included in the 1991

Options and the Board has concluded that they should be included in the 1991

Options and the Board has concluded that they should be included in the 1991

Options and the Board has concluded that they should be included in the 1991

Options and the Board has concluded that they should be included in the 1991

Options and the Board has concluded that they should be included in the 1991

Options and the Board has concluded that they should be included in the 1991

Options and the Board has concluded that they should be included in the 1991


Options and the Board has concluded that they should be included in the 1991

Options and the Board has concluded that they should be included in the 1991

Options and the Board has concluded that they should be included in the 1991

Options and the Board has concluded that they should be included in the 1991

Options and the Board has concluded that they should be included in the 1991



Part B - Commenting on the Gypsy and Traveller Site Options

If you are commenting on multiple sites you will need to complete a separate sheet for each representation

Sheet of

The policy in the Draft Local Plan will list the criteria by which Gypsy and Traveller sites will be judged for suitability and sustainability. These are the criteria:

- Convenient access to a GP surgery, school and public transport;
- Avoiding areas with a high risk of flooding;
- Safe access to the road network and provision for parking, turning and servicing on site;
- Avoiding areas where there is the potential for noise and other disturbance;
- Provision of utilities (running water, toilet facilities, waste disposal, etc);
- Avoiding areas where there could be adverse impact on important features of the natural and historic environment; and,
- Sites which can be integrated into the landscape without harming the character of the area.
- Promotes peaceful and integrated co-existence between the site and the local community;
- Avoids placing undue pressure on local infrastructure and services;
- Reflects the extent to which traditional lifestyles (whereby some travellers live and work from the same location thereby omitting many travel to work journeys) can contribute to sustainability.

Please give your views about site suitability below with reference to this list of criteria.

Which site are you responding to?

(e.g. GT01 - Land adj. to the Cobalt Centre, Siskin Drive)

What is the nature of your representation?

Support

Object

Comment

Please set out full details of your objection or representation of support with reference to the criteria above.

Over utilized road network with poor pedestrian access
or bike routes to this site

Remains a possible site.

For Official Use Only

Ref.

Rep. Ref.

Form B - Commercial ... and ...

...



...

...

...

...

...

...

...


...

...

...

...

...



Part B - Commenting on the Gypsy and Traveller Site Options

If you are commenting on multiple sites you will need to complete a separate sheet for each representation

Sheet 11 of 11

Do you have any other suggestions for land within this district that you think would be suitable for use as a Gypsy and Traveller site, bearing in mind the criteria for site identification? If so, please give the location and the land owner's details below:

Only 3 sites of those listed are potentially suitable i.e. sites 15, 17 and 18. Even these have transport/access issues.

By definition the remaining sites are not deliverable.

WDC should have identified brown field sites within the existing urban areas of Kenilworth, Warwick & Leamington for Gypsies & Travellers rather than concentrating the density of the sites to the south of the area. Perhaps the sites could be integrated within the proposed major new housing developments in Kenilworth, Warwick & Leamington. This would ensure that the sites could be properly designed in a sustainable fashion and be fully integrated into a local community which will provide facilities such as a school, doctors surgery and shops which are accessible on foot, on bike, by bus and car.

WDC should revisit its Greenbelt Policy and release sites to the north of Warwick and Leamington which would reduce the pressure to allocate land for all forms of development during the new local plan period to the south of the District.

For Official Use Only

Ref:

Rep. Ref.