

Gypsy and Traveller Site Options Response Form 2013




For Official Use Only
 Ref: 9744
 Rep. Ref.

Please use this form if you wish to comment on the Gypsy and Traveller Site Options.

If you are commenting on multiple sites you will need to complete a separate copy of Part B of this form for each representation.

This form may be photocopied or, alternatively, extra forms can be obtained from the Council's offices or places where the consultation documents have been made available (see back page). You can also respond online using the LDF Consultation System, visit: www.warwickdc.gov.uk/newlocalplan

Part A - Personal Details

	1. Personal Details	2. Agent's Details (if applicable)
Title	MRS	
First Name	NICOLE	
Last Name	HARRISON	
Job Title (where relevant)		
Organisation (where relevant)		
Address Line 1		
Address Line 2		
Address Line 3		
Address Line 4		
Postcode		
Telephone number		
Email address		
Would you like to be made aware of future consultations on Gypsy Traveller sites?		
About You: Gender		
Ethnic Origin		
Age		
Where did you hear about this consultation e.g. radio, newspaper, word of mouth, exhibitions, bin hanger?	WORD OF MOUTH.	

Part B - Commenting on the Gypsy and Traveller Site Options

If you are commenting on multiple sites you will need to complete a separate sheet for each representation

Sheet of

The policy in the Draft Local Plan will list the criteria by which Gypsy and Traveller sites will be judged for suitability and sustainability. These are the criteria:

- Convenient access to a GP surgery, school and public transport;
- Avoiding areas with a high risk of flooding;
- Safe access to the road network and provision for parking, turning and servicing on site;
- Avoiding areas where there is the potential for noise and other disturbance;
- Provision of utilities (running water, toilet facilities, waste disposal, etc);
- Avoiding areas where there could be adverse impact on important features of the natural and historic environment; and,
- Sites which can be integrated into the landscape without harming the character of the area.
- Promotes peaceful and integrated co-existence between the site and the local community;
- Avoids placing undue pressure on local infrastructure and services;
- Reflects the extent to which traditional lifestyles (whereby some travellers live and work from the same location thereby omitting many travel to work journeys) can contribute to sustainability.

Please give your views about site suitability below with reference to this list of criteria.

Which site are you responding to?

(e.g. GT01 - Land adj. to the Cobalt Centre, Siskin Drive)

What is the nature of your representation?

Support

Object

Comment

Please set out full details of your objection or representation of support with reference to the criteria above.

This has a significant flood risk, has water voles which are a protected species.

Vehicle access to this site is already heavily used & is a high risk accident road which would be further stretched.

The school is already overly subscribed and this would put more pressure on it.

For Official Use Only

Ref.

Rep. Ref.

Part B - Commenting on the Gypsy and Traveller Site Options

If you are commenting on multiple sites you will need to complete a separate sheet for each representation

Sheet of

Do you have any other suggestions for land within this district that you think would be suitable for use as a Gypsy and Traveller site, bearing in mind the criteria for site identification? If so, please give the location and the land owner's details below:

(This area is a large, empty rectangular box intended for handwritten or typed responses to the question above.)