

## Village Housing Options Response Form 2013

For Official Use Only

Ref:

5581



Rep. Ref.

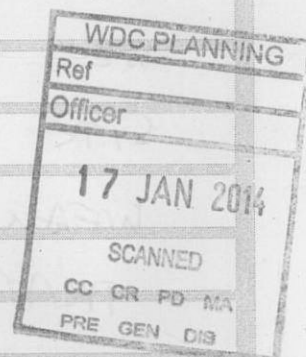
Please use this form if you wish to support or object to the Village Housing Options and Settlement Boundaries.

**If you are commenting on multiple sections of the document you will need to complete a separate copy of either Part B and/or Part C of this form for each representation.**

This form may be photocopied or, alternatively, extra forms can be obtained from the Council's offices or places where the plan has been made available (see back page). You can also respond online using the LDF Consultation System, visit: [www.warwickdc.gov.uk/newlocalplan](http://www.warwickdc.gov.uk/newlocalplan)

### Part A - Personal Details

	1. Personal Details	2. Agent's Details (if applicable)
Title	MR & MRS	
First Name	STEVE	
Last Name	WOOD	
Job Title (where relevant)		
Address Line 1		
Address Line 2		
Address Line 3		
Address Line 4		
Postcode		
Telephone number		
Email address		
Would you like to be made aware of future consultations on the new Local Plan?	<input checked="" type="checkbox"/> Yes	<input type="checkbox"/> No
About You: Gender		
Ethnic Origin		
Age		
Where did you hear about this consultation e.g. radio, newspaper, word of mouth, exhibitions, parish council?		



## Part B - Commenting on the Village Housing Options

If you are commenting on multiple sections of the document you will need to complete a separate sheet for each representation

Sheet  of

Which part of the document are you responding to?

56

Page

☒ Chapter

☐ Paragraph

57

Table or Figure

☒ Village Plan

What is the nature of your representation?

☐ Support

☒ Object

Please set out full details of your representation of support or objection. If objecting, please set out what changes could be made to resolve your objection (Use a separate sheet if necessary).

WE AGREE WITH THE PARISH COUNCIL ON  
THE RECOMMENDATION TO BUILD ON  
SITES 2 & 3.

WE THINK THE WDC ARGUMENTS FOR  
SITE 2 & 3 NOT TO BE DEVELOPED ARE  
WEAK.

TRAFFIC FLOW AND SPEED THROUGH  
THE VILLAGE IS A MAJOR ISSUE.

ACCESS ON THE SOUTHAM ROAD SHOULD  
HELP OVERCOME THIS ISSUE AND  
SLOW DRIVERS DOWN.

For Official Use Only

Ref:

Rep. Ref.